

**IN THE DISTRICT OF COLUMBIA
COURT OF APPEALS**

PARCEL ONE PHASE ONE
ASSOCIATES, L.L.P.,

Appellant,

v.

MUSEUM SQUARE TENANTS
ASSOCIATION, INC.,

Appellee.

Case No. 15-CV-609

Argued February 18, 2016

Decided September 22, 2016

**APPELLEE MUSEUM SQUARE TENANTS ASSOCIATION, INC.'S
MOTION FOR AWARD OF ATTORNEYS' FEES**

On September 22, 2016, this Court entered judgment affirming the trial court's grant of summary judgment in favor of Appellee Museum Square Tenants Association, Inc. (the "Tenants Association"). Under D.C. App. R. 39 and *District of Columbia Metropolitan Police Dep't v. Stanley*, 951 A.2d 65, 68 (D.C. 2008), the Tenants Association hereby moves for order either (i) awarding the Tenants Association its statutorily authorized attorneys' fees, or (ii) remanding this action to the trial court to consider that motion.

In support of this motion, the Tenants Association submits two verified declarations of its appellate counsel, Matthew A. Eisenstein (of Arnold & Porter LLP) and Jonathan H. Levy (of Legal Aid), along with a proof of service.

I. Background

Through the trial court action and this appeal, the Tenants Association have sought to enforce their rights to receive a "bona fide offer of sale" from Appellant Parcel One Phase One Associates, L.L.P. ("Parcel One") under the Tenant Opportunity to Purchase Act ("TOPA"),

D.C. Code §§ 42-3404.01 *et seq.*, prior to receiving a notice to vacate. On April 22, 2015, the trial court granting summary judgment to the Tenants Association. The trial court concluded that the \$250 million offer of sale that Defendant provided to the Tenants Association did not satisfy TOPA. Defendants appealed the order, and on September 22, 2016, this Court affirmed the trial court's decision.

II. Applicable Standard

TOPA provides that “upon prevailing” an aggrieved tenant organization “may seek an award of costs and reasonable attorney fees.” D.C. Code § 42-3405.03. In *District of Columbia Metropolitan Police Dep’t v. Stanley*, 951 A.2d 65, 68 (D.C. 2008), this Court held that “where a party seeks to recover statutorily authorized attorney’s fees for work completed on appeal to this court, the request normally should be submitted to the trial court in which the proceeding arose.” This Court also explained that a prevailing party may ask the Court of Appeals to consider awarding attorneys’ fees if the petition is “accompanied by a motion identifying the specific reasons this court is better positioned than the trial court to assess the request.” *Id.*

Since *Stanley* was decided, this Court has authorized a prevailing party under TOPA to seek attorneys’ fees incurred during the appeal process as part of its petition for costs and fees under D.C. App. R. 39.¹ *Malik Corp. v. Tenacity Group LLC*, 861 A.2d 1057, 1063 (2008).

III. Discussion

The Tenants Association requests that this Court either award the Tenants Association its statutorily authorized attorneys’ fees under TOPA or remand this action to the trial court to consider the petition.

¹ The Tenants Association does not seek to recover costs as authorized under D.C. App. R. 39.

In addition, this Court may be “better positioned” than the trial court to assess this request for three reasons. *Stanley*, 951 A.2d at 68. *First*, the case has been reassigned from Judge Stuart Nash, the trial court judge that considered the merits of this matter in Superior Court. *Second*, the Tenants Association and Defendants have settled the matter of attorneys’ fees incurred from the onset of the lawsuit through the trial court’s grant of summary judgment. As a result, this motion requests attorneys’ fees related to the appeal of the judgment only. *Third*, in light of this Court’s affirmance, there are no further proceedings ongoing in the trial court.

In the event this Court wishes to consider the request for attorneys’ fees, the Tenants Association provide the following support for its request. The Tenants Association calculated its requested fee amount using the “lodestar” amount — “the number of hours reasonably expended by counsel multiplied by a reasonable hourly rate.” *Fed. Mktg. Co. v. Virginia Impression Prods. Co.*, 823 A.2d 513, 530 (D.C. 2003) (citing *Hampton Courts Tenants Ass’n v. D.C. Rental Hous. Comm’n*, 599 A.2d 1113, 1115 (D.C. 1991)). Given the novel legal questions in this litigation, the significant public interests at stake, the \$250 million asking price demanded by Appellant, the requested total award in the amount of \$42,327.10 is reasonable.

A. The Number of Hours Is Reasonable

In evaluating whether counsel spent reasonable time on a case, “a precise analysis . . . is not required.” *Hampton Courts Tenants Ass’n*, 599 A.2d at 1115 n.8 (D.C. 1991) (quoting *Ungar v. District of Columbia Rental Housing Comm’n*, 535 A.2d 887, 890 (D.C.1987)). Indeed, a court need not “engage in a document-by-document examination” of the record nor be saddled with evaluating the time spent on each task undertaken. *Henderson v. District of Columbia*, 493 A.2d 982, 1001 (D.C. 1985).

Here, the requested award is based on the time spent by attorneys for the Tenants Association's "Legal Team" from Arnold & Porter LLP and the Legal Aid Society of the District of Columbia. The following individuals comprised the Legal Team:

Arnold & Porter LLP

- Matthew Eisenstein—a Partner in the litigation group who has been practicing law for approximately fifteen years. Mr. Eisenstein was responsible for the appellate brief, and argued the appeal.
- Matthew Oster—an Associate in the litigation group who has been practicing law for approximately three years. Mr. Oster conducted research and assisted in drafting the appeal brief. He helped prepare for argument by participating in a moot court.
- Leigh-Anne St. Charles-O'Brien— an Associate in the litigation group who has been practicing law for less than two years. Ms. St. Charles-O'Brien conducted research and assisted in drafting the appeal brief. She helped prepare for argument by participating in a moot court.

Legal Aid Society of the District of Columbia

- Julie Becker—formerly Supervising Attorney in the Housing Law Unit of the Legal Aid Society of the District of Columbia, currently judge of the Superior Court. During her years in practice, Ms. Becker gained significant experience representing tenants and tenant associations in buildings subject to federal and local subsidy contracts, and in cases involving the conversion, rehabilitation, or termination of rental housing. Ms. Becker provided strategic advice and input in the appellate brief. She helped prepare for argument by participating in a moot court.
- Jonathan Levy—the Director of the Barbara McDowell Appellate Advocacy Project at the Legal Aid Society of the District of Columbia. During his years of practice, Mr. Levy litigated dozens of appeals in the United States Courts of Appeals around the country and numerous matters before this Court. Mr. Levy provided strategic advice and input in the appellate brief. She helped prepare for argument by participating in a moot court.

A detailed list of time entries for each organization is provided with the declarations of Matthew Eisenstein and Jonathan Levy, which are attached hereto as Exhibits A and B, respectively. Significantly, the Legal Team used substantial billing judgment for purposes of this Application. The Legal Team omitted time spent on this matter by timekeepers outside of

the core team. The Legal Team also excluded a significant amount of the attorneys' time spent conferring with each other and reviewing each other's written work product. In other words, this Application seeks an award covering only a portion of the actual time spent on this matter.

B. The Hourly Rates Are Reasonable

The attorneys at Arnold & Porter LLP are entitled to obtain fees at their customary rates. *Yazdani v. Access ATM*, 474 F. Supp. 2d 134, 138 (D.D.C. 2007) ("plaintiff's counsel will be reimbursed at the actual hourly rate counsel charge their clients who pay on an hourly basis"); *Kattan by Thomas v. Dist. of Columbia*, 995 F.2d 274, 278 (D.C. Cir. 1993) (in the context of civil rights fee-shifting statute, "an attorney's usual billing rate is a presumptively reasonable rate, provided that this rate is in line with those prevailing in the community for similar services by lawyers of reasonably comparable skill, experience, and reputation") (internal quotation marks omitted); *McKesson Corp. v. Islamic Republic of Iran*, 935 F. Supp. 2d 34, 42 (D.D.C. 2013) (noting a presumption that standard billing rates are reasonable "even if they do not correspond with" the USAO Attorney's Fees Matrix), *vacated in part on other grounds*, 753 F.3d 239 (D.C. Cir. 2014).²

Details regarding the credentials and billing practices of the Arnold & Porter LLP attorneys are set forth in the attached Affidavit of Matthew Eisenstein, *see* Ex. A, which the Tenants Association incorporates by reference as if set forth fully herein.

² In an earlier phase of the case, the trial court used the USAO Attorney's Fees Matrix to calculate and award attorneys' fees to the Tenants Association for the work of Arnold & Porter LLP lawyers at that phase of the case. However, both parties appealed from that order, and the trial court subsequently vacated the order to effectuate the parties' settlement on the attorneys' fees issue. In any event, the Tenants Association believes that the proper measure of reasonable fees in this situation is the customary billing rates, and the USAO Attorney's Fees Matrix is used only when there is no customary billing rate (or the customary billing rate is below market for pro bono purposes).

- Matthew Eisenstein — \$21,787.50 (27.9 hours at an average rate of \$785 per hour).
- Matthew Oster — \$11,797.50 (25.7 hours at an average rate of \$487.5 per hour).
- Leigh-Anne St. Charles-O'Brien — \$3,127.60 (7.4 hours at \$437.5 per hour).

With respect to the attorneys at Legal Aid of the District of Columbia, the Tenants Association requests an award of fees for all counsel “using the well-established” USAO Attorney’s Fees Matrix. *Thanos v. D.C.*, 109 A.3d 1084, 1091 (D.C. 2014). The USAO Attorney’s Fees Matrix “provides a schedule of hourly rates prevailing in the Washington, D.C. area,” and has been accepted as a “legitimate means of calculating attorneys’ fees in those cases, such as this, where a prevailing party is statutorily entitled to attorney’s fees.” *Lively v. Flexible Packaging Ass’n*, 930 A.2d 984, 988-90 (D.C. 2007); *see also Heller v. District of Columbia*, 832 F. Supp. 2d 32, 38, 40 (D.D.C. 2011) (applying Matrix where the attorneys do not have “a usual billing rate”).

Details regarding the credentials and billing practices of the Legal Aid of the District of Columbia attorneys are set forth in the attached Declaration of Jonathan Levy, *see* Ex. B, which the Tenants Association incorporates by reference as if set forth fully herein. The breakdown of fees requested for the attorneys at the Legal Aid of the District of Columbia is as follows:

- Julie Becker — \$2,593.50 (5.7 hours at \$455 per hour).
- Jonathan Levy — \$3,021.00 (5.7 hours at \$530 per hour).

III. Conclusion

For the foregoing reasons, the Tenants Association requests that this Court either award attorneys’ fees in the amount of \$42,327.10, or remand the case to the trial court to consider the request for attorneys’ fees.

Dated: October 6, 2016

Respectfully submitted,



Blake A. Biles (DC Bar No. 441679)

Matthew A. Eisenstein (DC Bar No. 476577)

Paige Sharpe (DC Bar No. 982433)

ARNOLD & PORTER LLP

601 Massachusetts Avenue NW

Washington, DC 20001

Tel. No.: (202) 942-5000

Fax No.: (202) 942-5999

Jonathan H. Levy

LEGAL AID SOCIETY

OF THE DISTRICT OF COLUMBIA

1331 H Street NW, Suite 350

Washington, DC 20005

Tel. No.: (202) 628-1161

Fax No.: (202) 727-2132

Zenobia Lai (DC Bar No. 1005857) (of counsel)

ASIAN PACIFIC AMERICAN

LEGAL RESOURCE CENTER

1012 14th Street NW, Suite 450

Washington, DC 20005

Tel. No.: (202) 706-7150

Fax No.: (202) 315-0375

*Attorneys for Appellee Museum Square Tenants
Association, Inc.*

PROOF OF SERVICE

The undersigned hereby certifies that on October 6, 2016, a true and correct copy of the foregoing Motion for Award of Attorneys' Fees was sent by hand delivery to the following:

Richard W. Luchs, Esq.
William C. Casano, Esq.
1620 L Street NW, Suite 900
Washington, DC 20036-5605



Matthew A. Eisenstein

Exhibit A

PARCEL ONE PHASE ONE
ASSOCIATES, L.L.P.,

V.

MUSEUM SQUARE TENANTS
ASSOCIATION, INC.,

Case No. 15-CV-609


I, Matthew A. Eisenstein, swear and affirm as follows:

1. I am an attorney licensed to practice law in the District of Columbia (D.C. Bar No. 476577) and a partner at the law firm of Arnold & Porter LLP.
2. I, along with undersigned counsel to the Motion for Award of Attorneys Fees, represent the Appellee in this matter, Museum Square Tenants Association, Inc.
3. The following individuals comprised members of the Legal Team from Arnold & Porter LLP:
 - Matthew Eisenstein — a Partner in the litigation group who has been practicing law for approximately fifteen years. Mr. Eisenstein was responsible for the appellate brief, and argued the appeal.
 - Matthew Oster — an Associate in the litigation group who has been practicing law for approximately three years. Mr. Oster conducted research and assisted in drafting the appeal brief. He helped prepare for argument by participating in a moot court.


- Leigh-Anne St. Charles-O'Brien— an Associate in the litigation group who has been practicing law for less than two years. Ms. St. Charles-O'Brien conducted research and assisted in drafting the appeal brief. She helped prepare for argument by participating in a moot court.
4. Exhibit 1 to this Declaration includes time entries reflecting the hours of work performed by the Arnold & Porter LLP attorneys in this appeal. The Legal Team used substantial billing judgment for purposes of this Application. The Legal Team omitted time spent on this matter by timekeepers outside of the core team, and excluded a significant amount of the attorneys' time spent conferring with each other and reviewing each other's written work product. The hourly rates shown in the timesheets at Exhibit 1 are the customary hourly rates of the Arnold & Porter LLP attorneys during the time the work was performed.
 5. Exhibit 2 to this Declaration is a National Law Journal Billing Rates Publication from 2014 that shows average billing rates of attorneys at certain law firms, including Arnold & Porter LLP.
 6. Exhibit 3 to this Declaration contains the biographies of members of the Legal Team from Arnold & Porter LLP.

I, Matthew A. Eisenstein, declare under penalty of perjury that the foregoing is true and correct.

Executed on October 5, 2016 in Washington, DC.


Matthew A. Eisenstein

Sworn and subscribed before me
on this 5th day of October 2016


Signature of Notary Public
My commission expires on May 14, 2021




Exhibit 1

(0098581.00014)

Museum Square Tenants Association, Inc.

Legal Services:

Date	Name	Rate	Hours	Amount	Narrative
08/22/15	MJO	450.00	2.90	1,305.00	Draft outline of brief.
08/23/15	MJO	450.00	4.40	1,980.00	Draft brief.
08/25/15	MJO	450.00	7.90	3,555.00	Draft brief.
08/26/15	MJO	450.00	6.20	2,790.00	Draft brief.
09/02/15	ME	765.00	3.50	2,677.50	Work on brief.
09/03/15	ME	765.00	4.50	3,442.50	Work on brief.
09/03/15	LS	405.00	3.50	1,417.50	Research case law and D.C. regulations re standing issues; revise brief.
09/07/15	ME	765.00	4.00	3,060.00	Work on brief.
09/09/15	MJO	450.00	1.20	540.00	Revise brief.
09/09/15	LS	405.00	1.90	769.50	Revise brief.
09/11/15	ME	765.00	2.30	1,759.50	Work on brief.
09/14/15	ME	765.00	2.50	1,912.50	Revise brief.
02/10/16	ME	805.00	3.10	2,495.50	Meetings to prepare for argument.
02/10/16	MJO	525.00	3.10	1,627.50	Meetings to prepare for argument.
02/10/16	LS	470.00	2.00	940.00	Meetings to prepare for argument.
02/11/16	ME	805.00	1.30	1,046.50	Prepare for argument.
02/16/16	ME	805.00	5.50	4,427.50	Participate in moot court; prepare for argument.
02/18/16	ME	805.00	1.20	966.00	Attend oral argument.
Total Hours			61.00		
Total Fees				36,712.00	

Legal Services-Attorney Summary

Timekeeper	Hours	Rate	Value
Matthew Eisenstein	27.90	779.55	21,787.50
Matthew J. Oster	25.70	460.71	11,797.50
Leigh-Anne St.	7.40	426.67	3,127.00
Charles-O'Brien			
TOTAL	61.00		36,712.00

EXHIBIT 2

014 NLJ Billing Survey

Copyright © ALM Media Properties, LLC. All rights reserved.

Year	Firm Name	Location	Average FTE Attorneys	Partner Billing Rate High	Partner Billing Rate Low	Partner Billing Rate Avg	Associate Billing Rate High	Associate Billing Rate Low	Associate Billing Rate Avg	Counsel Avg	Counsel Low	Counsel High	NLJ Billing Source	Notes
2014	Adams and Reese	New Orleans, LA	319	\$700.00	\$305.00	\$420.00	\$315.00	\$220.00	\$270.00	\$500.00	\$425.00	\$575.00	National Law Journal, December 2014	Full-time equivalent (FTE) attorneys at the firm and the city of the firm's largest U.S. office as listed in the 2014 NLJ 350 report
2014	Akerman	Miami, FL	523	\$880.00	\$380.00	\$535.00	\$465.00	\$205.00	\$305.00				National Law Journal, December 2014	Full-time equivalent (FTE) attorneys at the firm and the city of the firm's largest U.S. office as listed in the 2014 NLJ 350 report
2014	Akin Gump Strauss Hauer & Feld	Washington, DC	809	\$1220.00	\$815.00	\$785.00	\$860.00	\$365.00	\$525.00				National Law Journal, December 2014	Full-time equivalent (FTE) attorneys at the firm and the city of the firm's largest U.S. office as listed in the 2014 NLJ 350 report
2014	Allen Matkins Leck Gamble Mallory & Natisle	Los Angeles, CA	181	\$880.00	\$525.00	\$615.00							National Law Journal, December 2014	Full-time equivalent (FTE) attorneys at the firm and the city of the firm's largest U.S. office as listed in the 2014 NLJ 350 report
2014	Alston & Bird	Atlanta, GA	789	\$875.00	\$485.00	\$675.00	\$575.00	\$280.00	\$425.00				National Law Journal, December 2014	Full-time equivalent (FTE) attorneys at the firm and the city of the firm's largest U.S. office as listed in the 2014 NLJ 350 report
2014	Andrews Kurth	Houston, TX	337	\$1090.00	\$745.00	\$890.00	\$1090.00	\$265.00	\$870.00				National Law Journal, December 2014	Full-time equivalent (FTE) attorneys at the firm and the city of the firm's largest U.S. office as listed in the 2014 NLJ 350 report
2014	Archer & Greiner	Haddonfield, NJ	194	\$460.00	\$330.00	\$400.00	\$295.00	\$200.00	\$245.00				National Law Journal, December 2014	Full-time equivalent (FTE) attorneys at the firm and the city of the firm's largest U.S. office as listed in the 2014 NLJ 350 report
2014	Arent Fox	Washington, DC	330	\$880.00	\$500.00	\$650.00	\$595.00	\$275.00	\$395.00				National Law Journal, December 2014	Full-time equivalent (FTE) attorneys at the firm and the city of the firm's largest U.S. office as listed in the 2014 NLJ 350 report

014 NLJ Billing Survey

Copyright © ALM Media Properties, LLC. All rights reserved.

2014	Arnall Golden Gregory	Atlanta, GA	140	\$520.00	\$430.00	\$480.00								National Law Journal, December 2014	Full-time equivalent (FTE) attorneys at the firm and the city of the firm's largest U.S. office as listed in the 2014 NLJ 350 report
2014	Arnold & Porter	Washington, DC	720	\$950.00	\$670.00	\$815.00	\$810.00	\$345.00	\$500.00					National Law Journal, December 2014	Full-time equivalent (FTE) attorneys at the firm and the city of the firm's largest U.S. office as listed in the 2014 NLJ 350 report
2014	Arnstein & Lehr	Chicago, IL	144	\$595.00	\$350.00	\$465.00	\$350.00	\$175.00	\$250.00					National Law Journal, December 2014	Full-time equivalent (FTE) attorneys at the firm and the city of the firm's largest U.S. office as listed in the 2014 NLJ 350 report
2014	Baker & Hostetler	Cleveland, OH	798	\$670.00	\$275.00	\$448.00	\$350.00	\$210.00	\$272.00					National Law Journal, December 2014	Full-time equivalent (FTE) attorneys at the firm and the city of the firm's largest U.S. office as listed in the 2014 NLJ 350 report
2014	Baker & McKenzie	Chicago, IL	4087	\$1130.00	\$280.00	\$755.00	\$925.00	\$100.00	\$395.00					National Law Journal, December 2014	Full-time equivalent (FTE) attorneys at the firm and the city of the firm's largest U.S. office as listed in the 2014 NLJ 350 report
2014	Baker, Donelson, Beaman, Caldwell & Berkowitz	Memphis, TN	588	\$495.00	\$340.00	\$400.00	\$465.00	\$245.00	\$295.00					National Law Journal, December 2014	Full-time equivalent (FTE) attorneys at the firm and the city of the firm's largest U.S. office as listed in the 2014 NLJ 350 report
2014	Bellard Spahr	Philadelphia, PA	483	\$650.00	\$395.00	\$475.00	\$485.00	\$235.00	\$315.00					National Law Journal, December 2014	Full-time equivalent (FTE) attorneys at the firm and the city of the firm's largest U.S. office as listed in the 2014 NLJ 350 report
2014	Barnes & Thornburg	Indianapolis, IN	522	\$580.00	\$330.00	\$480.00	\$370.00	\$260.00	\$320.00					National Law Journal, December 2014	Full-time equivalent (FTE) attorneys at the firm and the city of the firm's largest U.S. office as listed in the 2014 NLJ 350 report
2014	Benesch, Friedlander, Coplan & Aronoff	Cleveland, OH	150	\$635.00	\$360.00	\$455.00	\$475.00	\$155.00	\$280.00					National Law Journal, December 2014	Full-time equivalent (FTE) attorneys at the firm and the city of the firm's largest U.S. office as listed in the 2014 NLJ 350 report
2014	Best Best & Krieger	Riverside, CA	176	\$655.00	\$340.00	\$455.00	\$385.00	\$235.00	\$280.00	\$438.83	\$340.00	\$595.00		National Law Journal, December 2014	Full-time equivalent (FTE) attorneys at the firm and the city of the firm's largest U.S. office as listed in the 2014 NLJ 350 report

014 NLJ Billing Survey

Copyright © ALM Media Properties, LLC. All rights reserved.

2014	Bingham McCutchen	Boston, MA	795	\$1080.00	\$220.00	\$795.00	\$905.00	\$185.00	\$450.00					National Law Journal, December 2014	Full-time equivalent (FTE) attorneys at the firm and the city of the firm's largest U.S. office as listed in the 2014 NLJ 350 report
2014	Blank Rome	Philadelphia, PA	447	\$940.00	\$445.00	\$640.00	\$565.00	\$175.00	\$350.00					National Law Journal, December 2014	Full-time equivalent (FTE) attorneys at the firm and the city of the firm's largest U.S. office as listed in the 2014 NLJ 350 report
2014	Bond, Schoenack & King	Syracuse, NY	198	\$520.00	\$240.00	\$355.00	\$310.00	\$160.00	\$225.00	\$360.00	\$275.00	\$485.00		National Law Journal, December 2014	Full-time equivalent (FTE) attorneys at the firm and the city of the firm's largest U.S. office as listed in the 2014 NLJ 350 report
2014	Bowles Rice	Charleston, WV	140	\$285.00	\$165.00	\$230.00	\$180.00	\$115.00	\$135.00					National Law Journal, December 2014	Full-time equivalent (FTE) attorneys at the firm and the city of the firm's largest U.S. office as listed in the 2014 NLJ 350 report
2014	Bracewell & Giuliani	Houston, TX	441	\$1125.00	\$575.00	\$760.00	\$700.00	\$275.00	\$440.00					National Law Journal, December 2014	Full-time equivalent (FTE) attorneys at the firm and the city of the firm's largest U.S. office as listed in the 2014 NLJ 350 report
2014	Bradley Arant Boult Cummings	Birmingham, AL	413	\$605.00	\$325.00	\$430.00	\$340.00	\$200.00	\$260.00					National Law Journal, December 2014	Full-time equivalent (FTE) attorneys at the firm and the city of the firm's largest U.S. office as listed in the 2014 NLJ 350 report
2014	Broad and Cassel	Orlando, FL	150	\$465.00	\$295.00	\$360.00								National Law Journal, December 2014	Full-time equivalent (FTE) attorneys at the firm and the city of the firm's largest U.S. office as listed in the 2014 NLJ 350 report
2014	Brown Rudnick	Boston, MA	187	\$1045.00	\$650.00	\$656.00								National Law Journal, December 2014	Full-time equivalent (FTE) attorneys at the firm and the city of the firm's largest U.S. office as listed in the 2014 NLJ 350 report
2014	Brownstein Hyatt Farber Schreck	Denver, CO	214	\$700.00	\$310.00	\$520.00	\$345.00	\$265.00	\$305.00					National Law Journal, December 2014	Full-time equivalent (FTE) attorneys at the firm and the city of the firm's largest U.S. office as listed in the 2014 NLJ 350 report
2014	Bryan Cave	St. Louis, MO	985	\$900.00	\$410.00	\$620.00	\$595.00	\$220.00	\$405.00	\$635.00	\$355.00	\$865.00		National Law Journal, December 2014	Full-time equivalent (FTE) attorneys at the firm and the city of the firm's largest U.S. office as listed in the 2014 NLJ 350 report

014 NLJ Billing Survey

Copyright © ALM Media Properties, LLC. All rights reserved.

2014	Buchalter Nemer	Los Angeles, CA	139	\$695.00	\$475.00	\$605.00	\$375.00	\$350.00	\$365.00				National Law Journal, December 2014	Full-time equivalent (FTE) attorneys at the firm and the city of the firm's largest U.S. office as listed in the 2014 NLJ 350 report
2014	Burr & Forman	Birmingham, AL	281	\$525.00	\$300.00	\$371.00	\$275.00	\$200.00	\$241.00				National Law Journal, December 2014	Full-time equivalent (FTE) attorneys at the firm and the city of the firm's largest U.S. office as listed in the 2014 NLJ 350 report
2014	Butler Snow	Ridgeland, MS	280	\$335.00	\$235.00	\$302.00							National Law Journal, December 2014	Full-time equivalent (FTE) attorneys at the firm and the city of the firm's largest U.S. office as listed in the 2014 NLJ 350 report
2014	Cadwalader, Wickersham & Taft	New York, NY	437	\$1050.00	\$800.00	\$830.00	\$750.00	\$395.00	\$605.00				National Law Journal, December 2014	Full-time equivalent (FTE) attorneys at the firm and the city of the firm's largest U.S. office as listed in the 2014 NLJ 350 report
2014	Carlton Fields	Tampa, FL	272	\$840.00	\$455.00	\$600.00							National Law Journal, December 2014	Full-time equivalent (FTE) attorneys at the firm and the city of the firm's largest U.S. office as listed in the 2014 NLJ 350 report
2014	Cole, Scholtz, Miesel, Forman & Leonard	Hackensack, NJ	118	\$730.00	\$590.00	\$653.00	\$340.00	\$275.00	\$302.00				National Law Journal, December 2014	Full-time equivalent (FTE) attorneys at the firm and the city of the firm's largest U.S. office as listed in the 2014 NLJ 350 report
2014	Connell Foley	Roseland, NJ	129	\$575.00	\$275.00	\$425.00	\$325.00	\$200.00	\$285.00				National Law Journal, December 2014	Full-time equivalent (FTE) attorneys at the firm and the city of the firm's largest U.S. office as listed in the 2014 NLJ 350 report
2014	Cooley	Palo Alto, CA	673	\$990.00	\$660.00	\$820.00	\$640.00	\$335.00	\$515.00				National Law Journal, December 2014	Full-time equivalent (FTE) attorneys at the firm and the city of the firm's largest U.S. office as listed in the 2014 NLJ 350 report
2014	Covington & Burling	Washington, DC	760	\$890.00	\$605.00	\$780.00	\$565.00	\$320.00	\$415.00				National Law Journal, December 2014	Full-time equivalent (FTE) attorneys at the firm and the city of the firm's largest U.S. office as listed in the 2014 NLJ 350 report
2014	Cozen O'Connor	Philadelphia, PA	495	\$1135.00	\$275.00	\$570.00	\$640.00	\$160.00	\$355.00				National Law Journal, December 2014	Full-time equivalent (FTE) attorneys at the firm and the city of the firm's largest U.S. office as listed in the 2014 NLJ 350 report

014 NLJ Billing Survey

Copyright © ALM Media Properties, LLC. All rights reserved.

2014	Curtis, Mallet-Prevost, Colt & Mosie	New York, NY	323	\$880.00	\$730.00	\$800.00	\$785.00	\$345.00	\$480.00					National Law Journal, December 2014	Full-time equivalent (FTE) attorneys at the firm and the city of the firm's largest U.S. office as listed in the 2014 NLJ 350 report
2014	Davis Graham & Stubbs	Denver, CO	145	\$835.00	\$315.00	\$435.00	\$350.00	\$200.00	\$255.00					National Law Journal, December 2014	Full-time equivalent (FTE) attorneys at the firm and the city of the firm's largest U.S. office as listed in the 2014 NLJ 350 report
2014	Davis Polk & Wardwell	New York, NY	810	\$885.00	\$850.00	\$875.00	\$975.00	\$130.00	\$815.00					National Law Journal, December 2014	Full-time equivalent (FTE) attorneys at the firm and the city of the firm's largest U.S. office as listed in the 2014 NLJ 350 report
2014	Debevoise & Plimpton	New York, NY	595	\$1075.00	\$955.00	\$1055.00	\$780.00	\$120.00	\$480.00					National Law Journal, December 2014	Full-time equivalent (FTE) attorneys at the firm and the city of the firm's largest U.S. office as listed in the 2014 NLJ 350 report
2014	Dechert	New York, NY	845	\$1095.00	\$870.00	\$900.00	\$735.00	\$395.00	\$530.00					National Law Journal, December 2014	Full-time equivalent (FTE) attorneys at the firm and the city of the firm's largest U.S. office as listed in the 2014 NLJ 350 report
2014	Dentons	New York, NY	2503	\$1050.00	\$345.00	\$700.00	\$885.00	\$210.00	\$425.00					National Law Journal, December 2014	Full-time equivalent (FTE) attorneys at the firm and the city of the firm's largest U.S. office as listed in the 2014 NLJ 350 report
2014	Dickstein Shapiro	Washington, DC	254	\$1250.00	\$580.00	\$750.00	\$585.00	\$310.00	\$475.00					National Law Journal, December 2014	Full-time equivalent (FTE) attorneys at the firm and the city of the firm's largest U.S. office as listed in the 2014 NLJ 350 report
2014	Dinsmore & Shohl	Cincinnati, OH	415	\$850.00	\$250.00	\$411.00	\$365.00	\$160.00	\$238.00	\$380.00	\$150.00	\$815.00		National Law Journal, December 2014	Full-time equivalent (FTE) attorneys at the firm and the city of the firm's largest U.S. office as listed in the 2014 NLJ 350 report
2014	DLA Piper	New York, NY	3982	\$1025.00	\$450.00	\$765.00	\$750.00	\$250.00	\$510.00					National Law Journal, December 2014	Full-time equivalent (FTE) attorneys at the firm and the city of the firm's largest U.S. office as listed in the 2014 NLJ 350 report
2014	Dorsey & Whitney	Minneapolis, MN	501	\$585.00	\$340.00	\$435.00	\$510.00	\$215.00	\$315.00					National Law Journal, December 2014	Full-time equivalent (FTE) attorneys at the firm and the city of the firm's largest U.S. office as listed in the 2014 NLJ 350 report

014 NLJ Billing Survey

Copyright © ALM Media Properties, LLC. All rights reserved.

2014	Duane Morris	Philadelphia, PA	813	\$860.00	\$415.00	\$588.00	\$585.00	\$280.00	\$373.00	\$638.00	\$480.00	\$1016.00	National Law Journal, December 2014	Full-time equivalent (FTE) attorneys at the firm and the city of the firm's largest U.S. office as listed in the 2014 NLJ 350 report
2014	Edwards Wildman Palmer	Boston, MA	540	\$765.00	\$210.00	\$535.00	\$415.00	\$245.00	\$325.00				National Law Journal, December 2014	Full-time equivalent (FTE) attorneys at the firm and the city of the firm's largest U.S. office as listed in the 2014 NLJ 350 report
2014	Faegre Baker Daniels	Minneapolis, MN	673	\$580.00	\$355.00	\$455.00	\$315.00	\$110.00	\$260.00				National Law Journal, December 2014	Full-time equivalent (FTE) attorneys at the firm and the city of the firm's largest U.S. office as listed in the 2014 NLJ 350 report
2014	Foley & Lardner	Milwaukee, WI	844	\$680.00	\$405.00	\$600.00	\$470.00	\$210.00	\$335.00				National Law Journal, December 2014	Full-time equivalent (FTE) attorneys at the firm and the city of the firm's largest U.S. office as listed in the 2014 NLJ 350 report
2014	Foley Hoag	Boston, MA	221	\$775.00	\$590.00	\$670.00	\$385.00	\$290.00	\$325.00				National Law Journal, December 2014	Full-time equivalent (FTE) attorneys at the firm and the city of the firm's largest U.S. office as listed in the 2014 NLJ 350 report
2014	Fox Rothschild	Philadelphia, PA	531	\$750.00	\$335.00	\$530.00	\$500.00	\$245.00	\$310.00				National Law Journal, December 2014	Full-time equivalent (FTE) attorneys at the firm and the city of the firm's largest U.S. office as listed in the 2014 NLJ 350 report
2014	Fried, Frank, Harris, Shriver & Jacobson	New York, NY	450	\$1100.00	\$830.00	\$1000.00	\$760.00	\$375.00	\$595.00				National Law Journal, December 2014	Full-time equivalent (FTE) attorneys at the firm and the city of the firm's largest U.S. office as listed in the 2014 NLJ 350 report
2014	Frost Brown Todd	Cincinnati, OH	414	\$600.00	\$220.00	\$387.00	\$315.00	\$150.00	\$234.00	\$417.00	\$350.00	\$540.00	National Law Journal, December 2014	Full-time equivalent (FTE) attorneys at the firm and the city of the firm's largest U.S. office as listed in the 2014 NLJ 350 report
2014	Gardens Wynne Sewell	Dallas, TX	218	\$775.00	\$430.00	\$635.00	\$330.00	\$290.00	\$303.00				National Law Journal, December 2014	Full-time equivalent (FTE) attorneys at the firm and the city of the firm's largest U.S. office as listed in the 2014 NLJ 350 report
2014	Gibbons	Newark, NJ	201	\$865.00	\$440.00	\$580.00	\$475.00	\$295.00	\$380.00				National Law Journal, December 2014	Full-time equivalent (FTE) attorneys at the firm and the city of the firm's largest U.S. office as listed in the 2014 NLJ 350 report

014 NLJ Billing Survey

Copyright © ALM Media Properties, LLC. All rights reserved.

2014	Gibson, Dunn & Crutcher	New York, NY	1154	\$1800.00	\$765.00	\$980.00	\$930.00	\$175.00	\$590.00					National Law Journal, December 2014	Full-time equivalent (FTE) attorneys at the firm and the city of the firm's largest U.S. office as listed in the 2014 NLJ 350 report
2014	Gordon Rees Scully Mansukhani	San Diego, CA	478	\$475.00	\$375.00	\$420.00	\$325.00	\$265.00	\$300.00					National Law Journal, December 2014	Full-time equivalent (FTE) attorneys at the firm and the city of the firm's largest U.S. office as listed in the 2014 NLJ 350 report
2014	Greenberg Traurig	New York, NY	1890	\$955.00	\$535.00	\$783.00	\$570.00	\$325.00	\$470.00					National Law Journal, December 2014	Full-time equivalent (FTE) attorneys at the firm and the city of the firm's largest U.S. office as listed in the 2014 NLJ 350 report
2014	Harris Beach	Rochester, NY	198	\$400.00	\$298.00	\$348.00	\$285.00	\$175.00	\$230.00	\$287.50	\$175.00	\$400.00		National Law Journal, December 2014	Full-time equivalent (FTE) attorneys at the firm and the city of the firm's largest U.S. office as listed in the 2014 NLJ 350 report
2014	Harter Secrest & Emery	Rochester, NY	132	\$465.00	\$300.00	\$385.00	\$290.00	\$195.00	\$250.00					National Law Journal, December 2014	Full-time equivalent (FTE) attorneys at the firm and the city of the firm's largest U.S. office as listed in the 2014 NLJ 350 report
2014	Haynes and Boone	Dallas, TX	483	\$1020.00	\$450.00	\$670.00	\$580.00	\$310.00	\$405.00					National Law Journal, December 2014	Full-time equivalent (FTE) attorneys at the firm and the city of the firm's largest U.S. office as listed in the 2014 NLJ 350 report
2014	Hogan Lovells	Washington, DC	2313	\$1000.00	\$705.00	\$835.00								National Law Journal, December 2014	Full-time equivalent (FTE) attorneys at the firm and the city of the firm's largest U.S. office as listed in the 2014 NLJ 350 report
2014	Holland & Hart	Denver, CO	423	\$725.00	\$305.00	\$442.00	\$425.00	\$175.00	\$277.00	\$363.00	\$225.00	\$535.00		National Law Journal, December 2014	Full-time equivalent (FTE) attorneys at the firm and the city of the firm's largest U.S. office as listed in the 2014 NLJ 350 report
2014	Holland & Knight	Washington, DC	956	\$1085.00	\$355.00	\$625.00	\$585.00	\$210.00	\$340.00	\$575.00	\$420.00	\$910.00		National Law Journal, December 2014	Full-time equivalent (FTE) attorneys at the firm and the city of the firm's largest U.S. office as listed in the 2014 NLJ 350 report
2014	Hongbin Miller Schwartz and Cohn	Detroit, MI	231	\$560.00	\$290.00	\$390.00	\$225.00	\$205.00	\$220.00					National Law Journal, December 2014	Full-time equivalent (FTE) attorneys at the firm and the city of the firm's largest U.S. office as listed in the 2014 NLJ 350 report

014 NLJ Billing Survey

Copyright © ALM Media Properties, LLC. All rights reserved.

2014	Hughes Hubbard & Reed	New York, NY	351	\$995.00	\$725.00	\$890.00	\$875.00	\$365.00	\$555.00				National Law Journal, December 2014	Full-time equivalent (FTE) attorneys at the firm and the city of the firm's largest U.S. office as listed in the 2014 NLJ 350 report
2014	Husch Blackwell	St. Louis, MO	539	\$785.00	\$250.00	\$448.00	\$440.00	\$190.00	\$275.00	\$418.00	\$240.00	\$825.00	National Law Journal, December 2014	Full-time equivalent (FTE) attorneys at the firm and the city of the firm's largest U.S. office as listed in the 2014 NLJ 350 report
2014	Ice Miller	Indianapolis, IN	281	\$530.00	\$335.00	\$450.00	\$305.00	\$245.00	\$270.00				National Law Journal, December 2014	Full-time equivalent (FTE) attorneys at the firm and the city of the firm's largest U.S. office as listed in the 2014 NLJ 350 report
2014	Irell & Manella	Los Angeles, CA	166	\$875.00	\$800.00	\$880.00	\$760.00	\$395.00	\$535.00				National Law Journal, December 2014	Full-time equivalent (FTE) attorneys at the firm and the city of the firm's largest U.S. office as listed in the 2014 NLJ 350 report
2014	Jackson Kelly	Charleston, WV	179	\$535.00	\$270.00	\$345.00	\$315.00	\$200.00	\$243.00				National Law Journal, December 2014	Full-time equivalent (FTE) attorneys at the firm and the city of the firm's largest U.S. office as listed in the 2014 NLJ 350 report
2014	Jackson Lewis	Los Angeles, CA	724	\$440.00	\$310.00	\$380.00	\$315.00	\$275.00	\$290.00				National Law Journal, December 2014	Full-time equivalent (FTE) attorneys at the firm and the city of the firm's largest U.S. office as listed in the 2014 NLJ 350 report
2014	Jackson Walker	Dallas, TX	333	\$875.00	\$575.00	\$822.00	\$385.00	\$255.00	\$335.00				National Law Journal, December 2014	Full-time equivalent (FTE) attorneys at the firm and the city of the firm's largest U.S. office as listed in the 2014 NLJ 350 report
2014	Jeffer, Mangels, Butler & Mitchell	Los Angeles, CA	125	\$875.00	\$580.00	\$690.00							National Law Journal, December 2014	Full-time equivalent (FTE) attorneys at the firm and the city of the firm's largest U.S. office as listed in the 2014 NLJ 350 report
2014	Jenner & Block	Chicago, IL	434	\$925.00	\$585.00	\$745.00	\$550.00	\$380.00	\$485.00				National Law Journal, December 2014	Full-time equivalent (FTE) attorneys at the firm and the city of the firm's largest U.S. office as listed in the 2014 NLJ 350 report
2014	Jones Day	New York, NY	2464	\$975.00	\$445.00	\$745.00	\$775.00	\$205.00	\$435.00				National Law Journal, December 2014	Full-time equivalent (FTE) attorneys at the firm and the city of the firm's largest U.S. office as listed in the 2014 NLJ 350 report

014 NLJ Billing Survey

Copyright © ALM Media Properties, LLC. All rights reserved.

2014	Jones Walker	New Orleans, LA	363	\$425.00	\$275.00	\$385.00	\$240.00	\$200.00	\$225.00				National Law Journal, December 2014	Full-time equivalent (FTE) attorneys at the firm and the city of the firm's largest U.S. office as listed in the 2014 NLJ 350 report
2014	Kasowitz, Benson, Torres & Friedman	New York, NY	372	\$1195.00	\$600.00	\$835.00	\$825.00	\$200.00	\$340.00				National Law Journal, December 2014	Full-time equivalent (FTE) attorneys at the firm and the city of the firm's largest U.S. office as listed in the 2014 NLJ 350 report
2014	Katten Muchin Rosenman	Chicago, IL	612	\$745.00	\$500.00	\$815.00	\$585.00	\$340.00	\$455.00				National Law Journal, December 2014	Full-time equivalent (FTE) attorneys at the firm and the city of the firm's largest U.S. office as listed in the 2014 NLJ 350 report
2014	Keys Scholer	New York, NY	392	\$1250.00	\$725.00	\$860.00	\$785.00	\$370.00	\$597.00				National Law Journal, December 2014	Full-time equivalent (FTE) attorneys at the firm and the city of the firm's largest U.S. office as listed in the 2014 NLJ 350 report
2014	Kelley Drye & Warren	New York, NY	283	\$815.00	\$435.00	\$640.00	\$600.00	\$305.00	\$430.00				National Law Journal, December 2014	Full-time equivalent (FTE) attorneys at the firm and the city of the firm's largest U.S. office as listed in the 2014 NLJ 350 report
2014	Kilpatrick Townsend & Stockton	Atlanta, GA	561	\$775.00	\$400.00	\$550.00	\$475.00	\$315.00	\$385.00				National Law Journal, December 2014	Full-time equivalent (FTE) attorneys at the firm and the city of the firm's largest U.S. office as listed in the 2014 NLJ 350 report
2014	King & Spalding	Atlanta, GA	874	\$995.00	\$545.00	\$775.00	\$735.00	\$125.00	\$460.00				National Law Journal, December 2014	Full-time equivalent (FTE) attorneys at the firm and the city of the firm's largest U.S. office as listed in the 2014 NLJ 350 report
2014	Kirkland & Ellis	Chicago, IL	1554	\$995.00	\$590.00	\$825.00	\$715.00	\$235.00	\$540.00				National Law Journal, December 2014	Full-time equivalent (FTE) attorneys at the firm and the city of the firm's largest U.S. office as listed in the 2014 NLJ 350 report
2014	Knobbe Martens Olson & Bear	Irvine, CA	260	\$810.00	\$450.00	\$575.00	\$455.00	\$305.00	\$380.00				National Law Journal, December 2014	Full-time equivalent (FTE) attorneys at the firm and the city of the firm's largest U.S. office as listed in the 2014 NLJ 350 report
2014	Kramer Levin Natfalis & Frankel	New York, NY	313	\$1100.00	\$745.00	\$921.00	\$815.00	\$515.00	\$675.00				National Law Journal, December 2014	Full-time equivalent (FTE) attorneys at the firm and the city of the firm's largest U.S. office as listed in the 2014 NLJ 350 report

2014 NLJ Billing Survey

Copyright © ALM Media Properties, LLC. All rights reserved.

2014	Lane Powell	Seattle, WA	170	\$675.00	\$375.00	\$516.00	\$425.00	\$260.00	\$331.00	\$477.00	\$300.00	\$650.00	National Law Journal, December 2014	Full-time equivalent (FTE) attorneys at the firm and the city of the firm's largest U.S. office as listed in the 2014 NLJ 350 report
2014	Latham & Watkins	New York, NY	2080	\$1110.00	\$895.00	\$990.00	\$725.00	\$485.00	\$605.00				National Law Journal, December 2014	Full-time equivalent (FTE) attorneys at the firm and the city of the firm's largest U.S. office as listed in the 2014 NLJ 350 report
2014	Lathrop & Gage	Kansas City, MO	283	\$700.00	\$285.00	\$420.00	\$375.00	\$195.00	\$250.00				National Law Journal, December 2014	Full-time equivalent (FTE) attorneys at the firm and the city of the firm's largest U.S. office as listed in the 2014 NLJ 350 report
2014	Lewis Roca Rothgerber	Phoenix, AZ	228	\$895.00	\$380.00	\$505.00	\$525.00	\$205.00	\$400.00				National Law Journal, December 2014	Full-time equivalent (FTE) attorneys at the firm and the city of the firm's largest U.S. office as listed in the 2014 NLJ 350 report
2014	Lindquist & Vennum	Minneapolis, MN	178	\$600.00	\$480.00	\$520.00	\$470.00	\$275.00	\$385.00				National Law Journal, December 2014	Full-time equivalent (FTE) attorneys at the firm and the city of the firm's largest U.S. office as listed in the 2014 NLJ 350 report
2014	Little Mendelson	San Francisco, CA	1002	\$615.00	\$385.00	\$550.00	\$420.00	\$245.00	\$290.00				National Law Journal, December 2014	Full-time equivalent (FTE) attorneys at the firm and the city of the firm's largest U.S. office as listed in the 2014 NLJ 350 report
2014	Lowenstein Sandler	Roseland, NJ	281	\$990.00	\$600.00	\$785.00	\$690.00	\$300.00	\$450.00				National Law Journal, December 2014	Full-time equivalent (FTE) attorneys at the firm and the city of the firm's largest U.S. office as listed in the 2014 NLJ 350 report
2014	Manatt, Phelps & Phillips	Los Angeles, CA	329	\$795.00	\$640.00	\$740.00							National Law Journal, December 2014	Full-time equivalent (FTE) attorneys at the firm and the city of the firm's largest U.S. office as listed in the 2014 NLJ 350 report
2014	McCart & English	Newark, NJ	371	\$625.00	\$450.00	\$530.00	\$370.00	\$220.00	\$300.00				National Law Journal, December 2014	Full-time equivalent (FTE) attorneys at the firm and the city of the firm's largest U.S. office as listed in the 2014 NLJ 350 report
2014	McDermott Will & Emery	Chicago, IL	1021	\$835.00	\$525.00	\$710.00							National Law Journal, December 2014	Full-time equivalent (FTE) attorneys at the firm and the city of the firm's largest U.S. office as listed in the 2014 NLJ 350 report

014 NLJ Billing Survey

Copyright © ALM Media Properties, LLC. All rights reserved.

2014	McElroy, Deutch, Mulvaney & Carpenter	Morristown, NJ	274	\$580.00	\$325.00	\$445.00	\$335.00	\$200.00	\$285.00					National Law Journal, December 2014	Full-time equivalent (FTE) attorneys at the firm and the city of the firm's largest U.S. office as listed in the 2014 NLJ 350 report
2014	McGuireWoods	Richmond, VA	931	\$725.00	\$450.00	\$595.00	\$525.00	\$285.00	\$360.00					National Law Journal, December 2014	Full-time equivalent (FTE) attorneys at the firm and the city of the firm's largest U.S. office as listed in the 2014 NLJ 350 report
2014	McKenna Long & Aldridge	Atlanta, GA	518	\$650.00	\$480.00	\$530.00	\$425.00	\$375.00	\$395.00					National Law Journal, December 2014	Full-time equivalent (FTE) attorneys at the firm and the city of the firm's largest U.S. office as listed in the 2014 NLJ 350 report
2014	Michael, Best & Friedrich	Milwaukee, WI	189	\$650.00	\$235.00	\$445.00	\$425.00	\$200.00	\$283.00					National Law Journal, December 2014	Full-time equivalent (FTE) attorneys at the firm and the city of the firm's largest U.S. office as listed in the 2014 NLJ 350 report
2014	Miles & Stockbridge	Baltimore, MD	228	\$740.00	\$340.00	\$478.00	\$425.00	\$230.00	\$280.00	\$419.00	\$225.00	\$695.00		National Law Journal, December 2014	Full-time equivalent (FTE) attorneys at the firm and the city of the firm's largest U.S. office as listed in the 2014 NLJ 350 report
2014	Moore & Van Allen	Charlotte, NC	274	\$870.00	\$315.00	\$480.00	\$430.00	\$190.00	\$280.00					National Law Journal, December 2014	Full-time equivalent (FTE) attorneys at the firm and the city of the firm's largest U.S. office as listed in the 2014 NLJ 350 report
2014	Morgan, Lewis & Bockius	Philadelphia, PA	1383	\$765.00	\$430.00	\$620.00	\$585.00	\$270.00	\$380.00					National Law Journal, December 2014	Full-time equivalent (FTE) attorneys at the firm and the city of the firm's largest U.S. office as listed in the 2014 NLJ 350 report
2014	Monts, Manning & Martin	Atlanta, GA	148	\$575.00	\$400.00	\$480.00								National Law Journal, December 2014	Full-time equivalent (FTE) attorneys at the firm and the city of the firm's largest U.S. office as listed in the 2014 NLJ 350 report
2014	Morrison & Foerster	San Francisco, CA	1020	\$1195.00	\$595.00	\$865.00	\$725.00	\$230.00	\$525.00					National Law Journal, December 2014	Full-time equivalent (FTE) attorneys at the firm and the city of the firm's largest U.S. office as listed in the 2014 NLJ 350 report
2014	Nelson Mullins	Columbia, SC	468	\$800.00	\$250.00	\$444.00	\$395.00	\$215.00	\$271.00	\$376.00	\$195.00	\$600.00		National Law Journal, December 2014	Full-time equivalent (FTE) attorneys at the firm and the city of the firm's largest U.S. office as listed in the 2014 NLJ 350 report

Copyright 2014 ALM Media properties, LLC. All rights reserved.

2014 NLJ Billing Survey

Copyright © ALM Media Properties, LLC. All rights reserved.

2014	Nixon Peabody	Boston, MA	584	\$850.00	\$295.00	\$520.00	\$550.00	\$180.00	\$300.00					National Law Journal, December 2014	Full-time equivalent (FTE) attorneys at the firm and the city of the firm's largest U.S. office as listed in the 2014 NLJ 350 report
2014	Norris McLaughlin & Marcus	Bridgewater, NJ	128	\$505.00	\$485.00	\$495.00	\$385.00	\$185.00	\$275.00					National Law Journal, December 2014	Full-time equivalent (FTE) attorneys at the firm and the city of the firm's largest U.S. office as listed in the 2014 NLJ 350 report
2014	Norton Rose Fulbright	Houston, TX	3537	\$800.00	\$525.00	\$775.00	\$515.00	\$300.00	\$400.00					National Law Journal, December 2014	Full-time equivalent (FTE) attorneys at the firm and the city of the firm's largest U.S. office as listed in the 2014 NLJ 350 report
2014	Nossaman	Los Angeles, CA	148	\$800.00	\$370.00	\$578.00	\$480.00	\$255.00	\$340.00	\$495.00	\$440.00	\$550.00		National Law Journal, December 2014	Full-time equivalent (FTE) attorneys at the firm and the city of the firm's largest U.S. office as listed in the 2014 NLJ 350 report
2014	Nutter McClennen & Fish	Boston, MA	148	\$715.00	\$470.00	\$575.00	\$460.00	\$295.00	\$375.00					National Law Journal, December 2014	Full-time equivalent (FTE) attorneys at the firm and the city of the firm's largest U.S. office as listed in the 2014 NLJ 350 report
2014	Oglethorpe Deakins	Atlanta, GA	668	\$850.00	\$250.00	\$380.00	\$365.00	\$200.00	\$280.00	\$315.00	\$230.00	\$555.00		National Law Journal, December 2014	Full-time equivalent (FTE) attorneys at the firm and the city of the firm's largest U.S. office as listed in the 2014 NLJ 350 report
2014	O'Melveny & Myers	Los Angeles, CA	721	\$950.00	\$815.00	\$715.00								National Law Journal, December 2014	Full-time equivalent (FTE) attorneys at the firm and the city of the firm's largest U.S. office as listed in the 2014 NLJ 350 report
2014	Orrick Herrington & Sutcliffe	New York, NY	954	\$1085.00	\$715.00	\$845.00	\$375.00	\$710.00	\$560.00	\$735.00	\$885.00	\$850.00		National Law Journal, December 2014	Full-time equivalent (FTE) attorneys at the firm and the city of the firm's largest U.S. office as listed in the 2014 NLJ 350 report
2014	Parker Poe Adams & Bernstein	Charlotte, NC	185	\$500.00	\$425.00	\$450.00								National Law Journal, December 2014	Full-time equivalent (FTE) attorneys at the firm and the city of the firm's largest U.S. office as listed in the 2014 NLJ 350 report
2014	Paul Hastings	New York, NY	889	\$800.00	\$750.00	\$815.00	\$755.00	\$335.00	\$540.00					National Law Journal, December 2014	Full-time equivalent (FTE) attorneys at the firm and the city of the firm's largest U.S. office as listed in the 2014 NLJ 350 report

2014 NLJ Billing Survey

Copyright © ALM Media Properties, LLC. All rights reserved.

2014	Paul, Weiss, Rifkind, Wharton & Garrison	New York, NY	854	\$1120.00	\$780.00	\$1040.00	\$735.00	\$595.00	\$678.00					National Law Journal, December 2014	Full-time equivalent (FTE) attorneys at the firm and the city of the firm's largest U.S. office as listed in the 2014 NLJ 350 report
2014	Pepper Hamilton	Philadelphia, PA	510	\$950.00	\$465.00	\$845.00	\$525.00	\$280.00	\$390.00					National Law Journal, December 2014	Full-time equivalent (FTE) attorneys at the firm and the city of the firm's largest U.S. office as listed in the 2014 NLJ 350 report
2014	Perkins Cole	Seattle, WA	881	\$1000.00	\$330.00	\$615.00	\$610.00	\$215.00	\$425.00	\$635.00	\$280.00	\$800.00		National Law Journal, December 2014	Full-time equivalent (FTE) attorneys at the firm and the city of the firm's largest U.S. office as listed in the 2014 NLJ 350 report
2014	Pillsbury Winthrop Shaw Pittman	Washington, DC	591	\$1070.00	\$815.00	\$865.00	\$860.00	\$375.00	\$520.00					National Law Journal, December 2014	Full-time equivalent (FTE) attorneys at the firm and the city of the firm's largest U.S. office as listed in the 2014 NLJ 350 report
2014	Polisnell	Kansas City, MO	616	\$775.00	\$325.00	\$435.00	\$350.00	\$235.00	\$278.00	\$378.00	\$300.00	\$450.00		National Law Journal, December 2014	Full-time equivalent (FTE) attorneys at the firm and the city of the firm's largest U.S. office as listed in the 2014 NLJ 350 report
2014	Proskauer Rose	New York, NY	712	\$950.00	\$725.00	\$880.00	\$675.00	\$295.00	\$485.00					National Law Journal, December 2014	Full-time equivalent (FTE) attorneys at the firm and the city of the firm's largest U.S. office as listed in the 2014 NLJ 350 report
2014	Quarles & Brady	Milwaukee, WI	422	\$625.00	\$425.00	\$518.00	\$600.00	\$210.00	\$335.00					National Law Journal, December 2014	Full-time equivalent (FTE) attorneys at the firm and the city of the firm's largest U.S. office as listed in the 2014 NLJ 350 report
2014	Quinn Emanuel Urquhart & Sullivan	New York, NY	673	\$1075.00	\$810.00	\$815.00	\$675.00	\$320.00	\$410.00					National Law Journal, December 2014	Full-time equivalent (FTE) attorneys at the firm and the city of the firm's largest U.S. office as listed in the 2014 NLJ 350 report
2014	Reed Smith	Pittsburgh, PA	1555	\$890.00	\$605.00	\$737.00	\$530.00	\$295.00	\$420.00					National Law Journal, December 2014	Full-time equivalent (FTE) attorneys at the firm and the city of the firm's largest U.S. office as listed in the 2014 NLJ 350 report
2014	Richards, Layton & Finger	Wilmington, DE	124	\$800.00	\$600.00	\$678.00	\$485.00	\$350.00	\$414.00					National Law Journal, December 2014	Full-time equivalent (FTE) attorneys at the firm and the city of the firm's largest U.S. office as listed in the 2014 NLJ 350 report

014 NLJ Billing Survey

Copyright © ALM Media Properties, LLC. All rights reserved.

2014	Rikar Danzig Scherer Hyland & Perrelli	Morristown, NJ	148	\$495.00	\$430.00	\$455.00	\$295.00	\$210.00	\$250.00			National Law Journal, December 2014	Full-time equivalent (FTE) attorneys at the firm and the city of the firm's largest U.S. office as listed in the 2014 NLJ 350 report
2014	Robinson & Cole	Hartford, CT	201	\$700.00	\$295.00	\$500.00	\$445.00	\$215.00	\$300.00			National Law Journal, December 2014	Full-time equivalent (FTE) attorneys at the firm and the city of the firm's largest U.S. office as listed in the 2014 NLJ 350 report
2014	Rutan & Tucker	Costa Mesa, CA	147	\$875.00	\$345.00	\$490.00	\$500.00	\$230.00	\$320.00			National Law Journal, December 2014	Full-time equivalent (FTE) attorneys at the firm and the city of the firm's largest U.S. office as listed in the 2014 NLJ 350 report
2014	Saul Ewing	Philadelphia, PA	240	\$875.00	\$375.00	\$548.00	\$590.00	\$225.00	\$344.00			National Law Journal, December 2014	Full-time equivalent (FTE) attorneys at the firm and the city of the firm's largest U.S. office as listed in the 2014 NLJ 350 report
2014	Schiff Hardin	Chicago, IL	317				\$415.00	\$250.00	\$333.00			National Law Journal, December 2014	Full-time equivalent (FTE) attorneys at the firm and the city of the firm's largest U.S. office as listed in the 2014 NLJ 350 report
2014	Sedgwick	San Francisco, CA	342	\$815.00	\$305.00	\$425.00	\$475.00	\$250.00	\$325.00			National Law Journal, December 2014	Full-time equivalent (FTE) attorneys at the firm and the city of the firm's largest U.S. office as listed in the 2014 NLJ 350 report
2014	Seward & Kissel	New York, NY	143	\$850.00	\$825.00	\$735.00	\$800.00	\$290.00	\$400.00			National Law Journal, December 2014	Full-time equivalent (FTE) attorneys at the firm and the city of the firm's largest U.S. office as listed in the 2014 NLJ 350 report
2014	Seyfarth Shaw	Chicago, IL	779	\$860.00	\$375.00	\$810.00	\$505.00	\$225.00	\$385.00			National Law Journal, December 2014	Full-time equivalent (FTE) attorneys at the firm and the city of the firm's largest U.S. office as listed in the 2014 NLJ 350 report
2014	Sheppard Mullin Richter & Hampton	Los Angeles, CA	549	\$875.00	\$480.00	\$885.00	\$535.00	\$275.00	\$415.00			National Law Journal, December 2014	Full-time equivalent (FTE) attorneys at the firm and the city of the firm's largest U.S. office as listed in the 2014 NLJ 350 report
2014	Shumaker Loop & Kendrick	Toledo, OH	224	\$595.00	\$305.00	\$413.00	\$330.00	\$160.00	\$256.00			National Law Journal, December 2014	Full-time equivalent (FTE) attorneys at the firm and the city of the firm's largest U.S. office as listed in the 2014 NLJ 350 report

2014 NLJ Billing Survey

Copyright © ALM Media Properties, LLC. All rights reserved.

2014	Shutts & Bowen	Miami, FL	230	\$660.00	\$250.00	\$430.00	\$345.00	\$195.00	\$280.00					National Law Journal, December 2014	Full-time equivalent (FTE) attorneys at the firm and the city of the firm's largest U.S. office as listed in the 2014 NLJ 350 report
2014	Skadden, Arps, Slate, Meagher & Flom	New York, NY	1684	\$1150.00	\$845.00	\$1035.00	\$845.00	\$340.00	\$820.00					National Law Journal, December 2014	Full-time equivalent (FTE) attorneys at the firm and the city of the firm's largest U.S. office as listed in the 2014 NLJ 350 report
2014	Snell & Wilmer	Phoenix, AZ	411	\$845.00	\$325.00	\$525.00	\$470.00	\$180.00	\$280.00					National Law Journal, December 2014	Full-time equivalent (FTE) attorneys at the firm and the city of the firm's largest U.S. office as listed in the 2014 NLJ 350 report
2014	Spilman Thomas & Battle	Charleston, WV	131							\$280.00	\$215.00	\$350.00		National Law Journal, December 2014	Full-time equivalent (FTE) attorneys at the firm and the city of the firm's largest U.S. office as listed in the 2014 NLJ 350 report
2014	Squire Patton Boggs			\$950.00	\$350.00	\$655.00	\$530.00	\$250.00	\$355.00					National Law Journal, December 2014	Location data not available due to merger in 2014. Full-time equivalent (FTE) attorneys at the firm and the city of the firm's largest U.S. office as listed in the 2014 NLJ 350 report
2014	Sterne, Kessler, Goldstein & Fox	Washington, DC	122	\$785.00	\$450.00	\$577.00	\$470.00	\$265.00	\$348.00	\$483.57	\$450.00	\$520.00		National Law Journal, December 2014	Full-time equivalent (FTE) attorneys at the firm and the city of the firm's largest U.S. office as listed in the 2014 NLJ 350 report
2014	Stevens & Lee	Reading, PA	154	\$800.00	\$525.00	\$625.00								National Law Journal, December 2014	Full-time equivalent (FTE) attorneys at the firm and the city of the firm's largest U.S. office as listed in the 2014 NLJ 350 report
2014	Stoel Rives	Portland, OR	365	\$800.00	\$300.00	\$492.00	\$465.00	\$205.00	\$287.00	\$312.00	\$280.00	\$510.00		National Law Journal, December 2014	Full-time equivalent (FTE) attorneys at the firm and the city of the firm's largest U.S. office as listed in the 2014 NLJ 350 report
2014	Strasburger & Price	Dallas, TX	217	\$890.00	\$280.00	\$435.00	\$365.00	\$210.00	\$270.00	\$475.00	\$300.00	\$680.00		National Law Journal, December 2014	Full-time equivalent (FTE) attorneys at the firm and the city of the firm's largest U.S. office as listed in the 2014 NLJ 350 report
2014	Stroock & Stroock & Lavan	New York, NY	285	\$1125.00	\$675.00	\$960.00	\$840.00	\$350.00	\$549.00	\$979.00	\$745.00	\$1085.00		National Law Journal, December 2014	Full-time equivalent (FTE) attorneys at the firm and the city of the firm's largest U.S. office as listed in the 2014 NLJ 350 report

2014 NLJ Billing Survey

Copyright © ALM Media Properties, LLC. All rights reserved.

2014	Taft Stettinius & Hollister	Cincinnati, OH	357	\$535.00	\$285.00	\$415.00	\$475.00	\$200.00	\$285.00				National Law Journal, December 2014	Full-time equivalent (FTE) attorneys at the firm and the city of the firm's largest U.S. office as listed in the 2014 NLJ 350 report
2014	Thompson & Knight	Dallas, TX	290	\$740.00	\$425.00	\$535.00	\$610.00	\$240.00	\$370.00				National Law Journal, December 2014	Full-time equivalent (FTE) attorneys at the firm and the city of the firm's largest U.S. office as listed in the 2014 NLJ 350 report
2014	Thompson Coburn	St. Louis, MO	317	\$510.00	\$330.00	\$440.00	\$350.00	\$220.00	\$270.00				National Law Journal, December 2014	Full-time equivalent (FTE) attorneys at the firm and the city of the firm's largest U.S. office as listed in the 2014 NLJ 350 report
2014	Troutman Sanders	Atlanta, GA	587	\$975.00	\$400.00	\$620.00	\$570.00	\$245.00	\$340.00				National Law Journal, December 2014	Full-time equivalent (FTE) attorneys at the firm and the city of the firm's largest U.S. office as listed in the 2014 NLJ 350 report
2014	Ulmer & Beroe	Cleveland, OH	178	\$415.00	\$315.00	\$380.00							National Law Journal, December 2014	Full-time equivalent (FTE) attorneys at the firm and the city of the firm's largest U.S. office as listed in the 2014 NLJ 350 report
2014	Varnum	Grand Rapids, MI	133	\$485.00	\$290.00	\$380.00							National Law Journal, December 2014	Full-time equivalent (FTE) attorneys at the firm and the city of the firm's largest U.S. office as listed in the 2014 NLJ 350 report
2014	Venable	Washington, DC	533	\$1075.00	\$470.00	\$660.00	\$575.00	\$295.00	\$430.00				National Law Journal, December 2014	Full-time equivalent (FTE) attorneys at the firm and the city of the firm's largest U.S. office as listed in the 2014 NLJ 350 report
2014	Vinson & Elkins	Houston, TX	650	\$770.00	\$475.00	\$600.00	\$565.00	\$275.00	\$380.00				National Law Journal, December 2014	Full-time equivalent (FTE) attorneys at the firm and the city of the firm's largest U.S. office as listed in the 2014 NLJ 350 report
2014	Waller Lansden Dortch & Davis	Nashville, TN	178	\$600.00	\$350.00	\$480.00	\$335.00	\$190.00	\$245.00				National Law Journal, December 2014	Full-time equivalent (FTE) attorneys at the firm and the city of the firm's largest U.S. office as listed in the 2014 NLJ 350 report
2014	Well, Gotshal & Manges	New York, NY	1157	\$1075.00	\$625.00	\$830.00	\$780.00	\$300.00	\$600.00				National Law Journal, December 2014	Full-time equivalent (FTE) attorneys at the firm and the city of the firm's largest U.S. office as listed in the 2014 NLJ 350 report

014 NLJ Billing Survey

Copyright © ALM Media Properties, LLC. All rights reserved.

2014	White & Case	New York, NY	1895	\$1050.00	\$700.00	\$875.00	\$1050.00	\$220.00	\$525.00				National Law Journal, December 2014	Full-time equivalent (FTE) attorneys at the firm and the city of the firm's largest U.S. office as listed in the 2014 NLJ 350 report
2014	Wiley Rein	Washington, DC	277	\$950.00	\$550.00	\$685.00	\$535.00	\$320.00	\$445.00				National Law Journal, December 2014	Full-time equivalent (FTE) attorneys at the firm and the city of the firm's largest U.S. office as listed in the 2014 NLJ 350 report
2014	Williams Mullen	Richmond, VA	233	\$410.00	\$380.00	\$395.00	\$350.00	\$260.00	\$295.00				National Law Journal, December 2014	Full-time equivalent (FTE) attorneys at the firm and the city of the firm's largest U.S. office as listed in the 2014 NLJ 350 report
2014	Willkie Farr & Gallagher	New York, NY	526	\$1090.00	\$780.00	\$950.00	\$780.00	\$350.00	\$580.00				National Law Journal, December 2014	Full-time equivalent (FTE) attorneys at the firm and the city of the firm's largest U.S. office as listed in the 2014 NLJ 350 report
2014	Wilmer Cutler Pickering Hale and Dorr	Washington, DC	988	\$1250.00	\$735.00	\$905.00	\$885.00	\$75.00	\$290.00				National Law Journal, December 2014	Full-time equivalent (FTE) attorneys at the firm and the city of the firm's largest U.S. office as listed in the 2014 NLJ 350 report
2014	Winston & Strawn	Chicago, IL	822	\$895.00	\$650.00	\$800.00	\$590.00	\$425.00	\$520.00				National Law Journal, December 2014	Full-time equivalent (FTE) attorneys at the firm and the city of the firm's largest U.S. office as listed in the 2014 NLJ 350 report
2014	Wolff & Samson	West Orange, NJ	125	\$450.00	\$325.00	\$400.00	\$450.00	\$225.00	\$340.00				National Law Journal, December 2014	Full-time equivalent (FTE) attorneys at the firm and the city of the firm's largest U.S. office as listed in the 2014 NLJ 350 report
2014	Womble Carlyle Sandridge & Rice	Winston-Salem, NC	482	\$640.00	\$470.00	\$554.00							National Law Journal, December 2014	Full-time equivalent (FTE) attorneys at the firm and the city of the firm's largest U.S. office as listed in the 2014 NLJ 350 report
2014	Wyatt Tarrant & Combs	Louisville, KY	202	\$500.00	\$280.00	\$418.00							National Law Journal, December 2014	Full-time equivalent (FTE) attorneys at the firm and the city of the firm's largest U.S. office as listed in the 2014 NLJ 350 report

014 Associate Class Billing Survey

Copyright 2014 ALM Media properties, LLC. All rights reserved.

Exhibit 3



Matthew Eisenstein

Partner

matthew.eisenstein@aporter.com
tel: +1 202.942.6606

601 Massachusetts Ave, NW
Washington, DC 20001

Areas of Focus

- Litigation
- Product Liability Litigation
- Consumer Product Safety

Education

- JD, University of Pennsylvania Law School, 2000
- BS, Industrial Engineering, Northwestern University, 1997

Admissions

- District of Columbia
- Virginia

Matthew Eisenstein is an experienced litigator who focuses on complex commercial disputes, most notably involving financial services, consumer products, and pharmaceutical companies. He has litigated and arbitrated a broad range of matters, including product liability, consumer protection and antitrust, administrative procedure act, real estate, and breach of contract matters. Mr. Eisenstein routinely counsels clients on litigation risks, Consumer Product Safety Commission (CPSC) and Food and Drug Administration (FDA) regulatory issues, and the impact of potential legislation.

Prior to joining Arnold & Porter LLP, Mr. Eisenstein clerked for the Hon. Edmund V. Ludwig in the Eastern District of Pennsylvania. While in law school, Mr. Eisenstein served as an Editor of the *University of Pennsylvania Law Review*.

Experience

Business Litigation

- *Payment card company* in individual and national class actions in federal court multidistrict litigation challenging interchange fees under the Sherman Act and state consumer protection statutes.
- *Payment card company* in federal antitrust class action litigation challenging ATM access fees under the Sherman Act and state consumer protection statutes.
- *Payment card company* in consumer class action asserting deceptive practices under federal and state consumer protection statutes and common law.
- *Product manufacturer* in consumer class actions asserting deceptive practices under state law.
- *Tenants association* as pro bono counsel in real estate dispute against prominent developer in the District of Columbia.

Product Liability Litigation and Regulatory Counseling

- *Pharmaceutical manufacturer* in federal and state product liability litigation involving various drug products.
- *Product manufacturer* in implementing nationwide strategies regarding state statutes and regulations.
- *Consumer product manufacturers and retailers* in civil penalty investigations before the CPSC.
- *Consumer product manufacturers and retailers* in implementing nationwide recalls in cooperation with the CPSC.



Matthew J. Oster

Associate

matthew.oster@aporter.com
tel: +1 202.942.5699

601 Massachusetts Ave, NW
Washington, DC 20001

Areas of Focus

- Litigation
- White Collar Defense

Education

- JD, Cornell Law School, 2013
- BS, University of Maryland at College Park, 2008
- BA, University of Maryland at College Park, 2008

Admissions

- District of Columbia
- Maryland
- US District Court for the District of Maryland
- US Court of Appeals for the Fourth Circuit

Matthew Oster's practice focuses on complex commercial litigation in state and federal court as well as representing individuals and corporate clients in criminal and civil investigations. Mr. Oster has represented clients in white collar criminal investigations, civil antitrust suits, product liability actions, and internal investigations. He has represented clients in a range of industries, including Fortune 500 companies.

Mr. Oster maintains an active and diverse pro bono practice, representing clients in affordable housing, criminal defense, and nonprofit incorporation matters.

Prior to joining the firm, Mr. Oster interned with the United States Attorney's Office for the District of Maryland and the Major Investigation Unit of the Baltimore City State's Attorney's Office. While in law school, he served as the Web Development Editor of the *Cornell Law Review*. In this role, he led the creation of CornellLawReview.org, the journal's online publication.

Prior to law school, Mr. Oster worked as an analyst for a major online advertising network.



Leigh-Anne St. Charles

Associate

leigh-anne.st.charles@aporter.com
tel: +1 202.942.5536

601 Massachusetts Ave, NW
Washington, DC 20001

Areas of Focus

- Litigation

Education

- JD, Columbia Law School, 2014, James Kent Scholar
- BA, Western Kentucky University, 2010, *cum laude*

Admissions

- District of Columbia

Leigh-Anne St. Charles' practice focuses on complex commercial litigation in both state and federal court. Ms. St. Charles has experience representing clients in a variety of litigation matters including antitrust, consumer protection, and trust disputes, among others. Ms. St. Charles maintains an active and diverse pro bono practice, and has represented clients in asylum, tenants' rights, civil rights, and employment discrimination matters.

Ms. St. Charles received her Juris Doctor from Columbia Law School, where she was a James Kent Scholar and served as Notes Editor of the *Journal of Law and Social Problems*. Ms. St. Charles completed her undergraduate degree at Western Kentucky University where she graduated, *cum laude*, with a BA in Philosophy and History.

Exhibit B

DISTRICT OF COLUMBIA COURT OF APPEALS

PARCEL ONE PHASE ONE ASSOCIATES, LLP,)

Appellant,)

v.)

MUSEUM SQUARE TENANTS
ASSOCIATION, INC.)

Appellee,)

No. 15-CV-609

DECLARATION OF JONATHAN H. LEVY REGARDING ATTORNEYS' FEES

1. I am the Director of the Barbara McDowell Appellate Advocacy Project at the Legal Aid Society of the District of Columbia. In that capacity, I represent Appellee Museum Square Tenants Association in this matter.
2. I graduated from Stanford Law School in May 1993.
3. From June 1993 to June 1994, I served as a law clerk for Judge William Wayne Justice of the United States District Court for the Eastern District of Texas. From August 1994 to August 1995, I served as a law clerk for Judge Judith W. Rogers of the United States Court of Appeals for the District of Columbia Circuit.
4. I was admitted to the California Bar in December 1993 and the District of Columbia Bar in February 1996.
5. From 1995 through 1999, I was an associate at Zuckerman, Spaeder LLP in Washington, D.C. From 1999 through 2015, I was an attorney on the Appellate Staff of the Civil Division of the United States Department of Justice. Since March 2015, I have been in my current position at Legal Aid.
6. I have particular expertise in appellate litigation. I have litigated dozens of appeals in the United States Courts of Appeals around the country and numerous matters before this Court. I am also admitted to practice before the Supreme Court of the United States where I (with others) have filed several briefs.
7. At the time the fees below were incurred, I had been in practice for 22 years. According to the United States Attorneys Office Attorney's Fees Matrix for 2015-2016 (which updates the *Laffey* Matrix for 2014-2015), the billing rate for an attorney with 21-30 years' experience was \$530 per hour.

8. At the time relevant to this declaration, Julie H. Becker, also represented the Association in this matter in her capacity as a Supervising Attorney in Legal Aid's Housing Law Unit.
9. Ms. Becker graduated from Yale Law School in 1999.
10. From June 1999 to June 2000, Ms. Becker served as a law clerk for then-Judge Sonia Sotomayor of the United States Court of Appeals for the Second Circuit.
11. Ms. Becker was admitted to the Connecticut Bar in 2000 and to the District of Columbia Bar in 2001.
12. From 2000 through 2016, Ms. Becker worked in the Housing Law Unit at Legal Aid.
13. Ms. Becker has particular expertise representing tenants and tenant associations in buildings subject to federal and local subsidy contracts, and in cases involving the conversion, rehabilitation, or termination of rental housing. She has represented tenants in several properties where, as with Museum Square, the owner planned to opt out or had opted out of the project-based Section 8 contract. She has also represented tenants in a number of properties threatened with demolition, discontinuance of housing use, substantial rehabilitation, conversion to condominiums, or sale to a new owner.
14. At the time the fees below were incurred, Ms. Becker had been in practice for 15 years. According to the United States Attorneys Office Attorney's Fees Matrix for 2015-2016 (which updates the *Laffey* Matrix for 2014-2015), the billing rate for an attorney with 11-15 years' experience was \$455 per hour.
15. According to Legal Aid records, Ms. Becker and I spent the time addressed in this fee application as follows:
 - 2/11/16 Brainstorming session for appeal.
2.0 hours Jonathan H. Levy
2.0 hours Julie H. Becker
 - 2/16/16 Moot Court
2.5 hours Jonathan H. Levy
2.5 hours Julie H. Becker
 - 2/18/16 Attend oral argument
1.2 hours Jonathan H. Levy
1.2 hours Julie H. Becker

Totals:

5.7 hours at \$530 per hours for a total of \$3,021.00 for Jonathan H. Levy
5.7 hours at \$455 per hour for a total of \$2,593.50 for Julie H. Becker

Legal Aid total \$5,614.50

16. This figure incorporates substantial billing discretion and only includes items directly related to the appeal, specifically preparation for and attendance at the oral argument. It does not include time spent on items such as routine phone calls and correspondence. It also does not include the time spent preparing this declaration. :

I, Jonathan H. Levy, declare under penalty of perjury that the foregoing is true and correct.

Executed on October 5th, 2016 in Washington, DC.


Jonathan H. Levy

USAO ATTORNEY'S FEES MATRIX – 2015 – 2016

Revised Methodology starting with 2015-2016 Year

Years (Hourly Rate for June 1 – May 31, based on change in PPI-OL since January 2011)

Experience	2015-16
31+ years	568
21-30 years	530
16-20 years	504
11-15 years	455
8-10 years	386
6-7 years	332
4-5 years	325
2-3 years	315
Less than 2 years	284
Paralegals & Law Clerks	154

Explanatory Notes

1. This matrix of hourly rates for attorneys of varying experience levels and paralegals/law clerks has been prepared by the Civil Division of the United States Attorney's Office for the District of Columbia (USAO) to evaluate requests for attorney's fees in civil cases in District of Columbia courts. The matrix is intended for use in cases in which a fee-shifting statute permits the prevailing party to recover "reasonable" attorney's fees. *See, e.g.*, 42 U.S.C. § 2000e-5(k) (Title VII of the 1964 Civil Rights Act); 5 U.S.C. § 552(a)(4)(E) (Freedom of Information Act); 28 U.S.C. § 2412(b) (Equal Access to Justice Act). The matrix has not been adopted by the Department of Justice generally for use outside the District of Columbia, or by other Department of Justice components, or in other kinds of cases. The matrix does not apply to cases in which the hourly rate is limited by statute. *See* 28 U.S.C. § 2412(d).
2. A "reasonable fee" is a fee that is sufficient to attract an adequate supply of capable counsel for meritorious cases. *See, e.g., Perdue v. Kenny A. ex rel. Winn*, 559 U.S. 542, 552 (2010). Consistent with that definition, the hourly rates in the above matrix were calculated from average hourly rates reported in 2011 survey data for the D.C. metropolitan area, which rates were adjusted for inflation with the Producer Price Index-Office of Lawyers (PPI-OL) index. The survey data comes from ALM Legal Intelligence's 2010 & 2011 Survey of Law Firm Economics. The PPI-OL index is available at www.bls.gov/ppi/#data. On that page, under "PPI Databases," and "Industry Data (Producer Price Index - PPI)," select either "one screen" or "multiple screen" and in the resulting window use "industry code" 541110 for "Offices of Lawyers." The average hourly rates from the 2011 survey data are multiplied by the PPI-OL index for May in the year of the update, divided by 176.6, which is the PPI-OL index for January 2011, the month of the survey data, and then rounding to the nearest whole dollar (up if remainder is 50¢ or more).
3. The PPI-OL index has been adopted as the inflator for hourly rates because it better reflects the mix of legal services that law firms collectively offer, as opposed to the legal services that typical consumers use, which is what the CPI-Legal Services index measures. Although it is a national index, and not a local one, *cf. Eley v. District of Columbia*,

793 F.3d 97, 102 (D.C. Cir. 2015) (noting criticism of national inflation index), the PPI-OL index has historically been generous relative to other possibly applicable inflation indexes, and so its use should eliminate disputes about whether the inflator is sufficient.

4. The methodology used to compute the rates in this matrix replaces that used prior to 2015, which started with the matrix of hourly rates developed in *Laffey v. Northwest Airlines, Inc.* 572 F. Supp. 354 (D.D.C. 1983), *aff'd in part, rev'd in part on other grounds*, 746 F.2d 4 (D.C. Cir. 1984), *cert. denied*, 472 U.S. 1021 (1985), and then adjusted those rates based on the Consumer Price Index for All Urban Consumers (CPI-U) for the Washington-Baltimore (DC-MD-VA-WV) area. Because the USAO rates for the years 2014-15 and earlier have been generally accepted as reasonable by courts in the District of Columbia, see note 9 below, the USAO rates for those years will remain the same as previously published on the USAO's public website. That is, the USAO rates for years prior to and including 2014-15 remain based on the prior methodology, *i.e.*, the original *Laffey* Matrix updated by the CPI-U for the Washington-Baltimore area. See *Citizens for Responsibility & Ethics in Washington v. Dep't of Justice*, — F. Supp. 3d —, 2015 WL 6529371 (D.D.C. 2015) and Declaration of Dr. Laura A. Malowane filed therein on Sept. 22, 2015 (Civ. Action No. 12-1491, ECF No. 46-1) (confirming that the USAO rates for 2014-15 computed using prior methodology are reasonable).
5. Although the USAO will not issue recalculated *Laffey* Matrices for past years using the new methodology, it will not oppose the use of that methodology (if properly applied) to calculate reasonable attorney's fees under applicable fee-shifting statutes for periods prior to June 2015, provided that methodology is used consistently to calculate the entire fee amount. Similarly, although the USAO will no longer issue an updated *Laffey* Matrix computed using the prior methodology, it will not oppose the use of the prior methodology (if properly applied) to calculate reasonable attorney's fees under applicable fee-shifting statutes for periods after May 2015, provided that methodology is used consistently to calculate the entire fee amount.
6. The various "brackets" in the column headed "Experience" refer to the attorney's years of experience practicing law. Normally, an attorney's experience will be calculated starting from the attorney's graduation from law school. Thus, the "Less than 2 years" bracket is generally applicable to attorneys in their first and second years after graduation from law school, and the "2-3 years" bracket generally becomes applicable on the second anniversary of the attorney's graduation (*i.e.*, at the beginning of the third year following law school). See *Laffey* 572 F. Supp. at 371. An adjustment may be necessary, however, if the attorney's admission to the bar was significantly delayed or the attorney did not otherwise follow a typical career progression. See, *e.g.*, *EPIC v. Dep't of Homeland Sec.*, 999 F. Supp. 2d 61, 70-71 (D.D.C. 2013) (attorney not admitted to bar compensated at "Paralegals & Law Clerks" rate); *EPIC v. Dep't of Homeland Sec.*, 982 F. Supp. 2d 56, 60-61 (D.D.C. 2013) (same). The various experience levels were selected by relying on the levels in the ALM Legal Intelligence 2011 survey data. Although finer gradations in experience level might yield different estimates of market rates, it is important to have statistically sufficient sample sizes for each experience level. The experience categories in the current USAO Matrix are based on statistically significant sample sizes for each experience level.
7. ALM Legal Intelligence's 2011 survey data does not include rates for paralegals and law clerks. Unless and until reliable survey data about actual paralegal/law clerk rates in the D.C. metropolitan area become available, the USAO will compute the hourly rate for Paralegals & Law Clerks using the most recent historical rate from the USAO's former *Laffey* Matrix (*i.e.*, \$150 for 2014-15) updated with the PPI-OL index. The formula is \$150 multiplied by the PPI-OL index for May in the year of the update, divided by 194.3 (the PPI-OL index for May 2014), and then rounding to the nearest whole dollar (up if remainder is 50¢ or more).
8. The USAO anticipates periodically revising the above matrix if more recent reliable survey data becomes available, especially data specific to the D.C. market, and in the interim years updating the most recent survey data with the PPI-OL index, or a comparable index for the District of Columbia if such a locality-specific index becomes available.
9. Use of an updated *Laffey* Matrix was implicitly endorsed by the Court of Appeals in *Save Our Cumberland Mountains v. Hodel*, 857 F.2d 1516, 1525 (D.C. Cir. 1988) (en banc). The Court of Appeals subsequently stated that parties may rely on the updated *Laffey* Matrix prepared by the USAO as evidence of prevailing market rates for litigation counsel in the Washington, D.C. area. See *Covington v. District of Columbia*, 57 F.3d 1101, 1105 & n.14, 1109 (D.C. Cir. 1995), *cert. denied*, 516 U.S. 1115 (1996). Most lower federal courts in the District of Columbia have relied on the USAO Matrix, rather than the so-called "*Salazar* Matrix" (also known as the "LSI Matrix" or the

"Enhanced *Laffey* Matrix"), as the "benchmark for reasonable fees" in this jurisdiction. *Miller v. Holzmann*, 575 F. Supp.2d 2, 18 n.29 (D.D.C. 2008) (quoting *Pleasants v. Ridge*, 424 F. Supp. 2d 67, 71 n.2 (D.D.C. 2006)); *see, e.g., CREW v. U.S. Dep't of Justice*, — F.Supp.3d —, 2015 WL 6529371 (D.D.C. 2015); *McAllister v. District of Columbia*, 21 F. Supp. 3d 94 (D.D.C. 2014); *Embassy of Fed. Republic of Nigeria v. Ugwuonye*, 297 F.R.D. 4, 15 (D.D.C. 2013); *Berke v. Bureau of Prisons*, 942 F. Supp. 2d 71, 77 (D.D.C. 2013); *Fisher v. Friendship Public Charter School*, 880 F. Supp. 2d 149, 154-55 (D.D.C. 2012); *Sykes v. District of Columbia*, 870 F. Supp. 2d 86, 93-96 (D.D.C. 2012); *Heller v. District of Columbia*, 832 F. Supp. 2d 32, 40-49 (D.D.C. 2011); *Hayes v. D.C. Public Schools*, 815 F. Supp. 2d 134, 142-43 (D.D.C. 2011); *Queen Anne's Conservation Ass'n v. Dep't of State*, 800 F. Supp. 2d 195, 200-01 (D.D.C. 2011); *Woodland v. Viacom, Inc.*, 255 F.R.D. 278, 279-80 (D.D.C. 2008); *American Lands Alliance v. Norton*, 525 F. Supp. 2d 135, 148-50 (D.D.C. 2007). *But see, e.g., Salazar v. District of Columbia*, 123 F. Supp. 2d 8, 13-15 (D.D.C. 2000). The USAO contends that the *Salazar* Matrix is fundamentally flawed, does not use the *Salazar* Matrix to determine whether fee awards under fee-shifting statutes are reasonable, and will not consent to pay hourly rates calculated with the methodology on which that matrix is based.